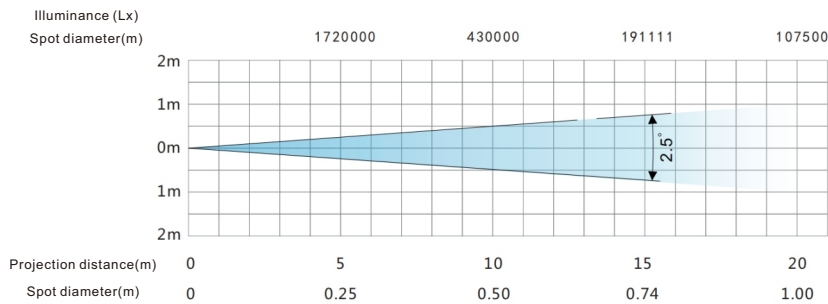
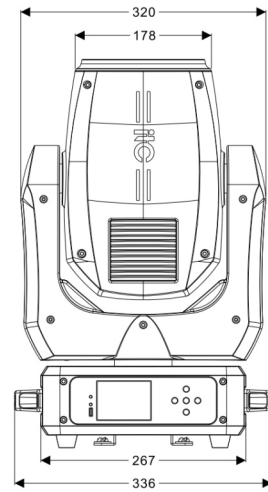
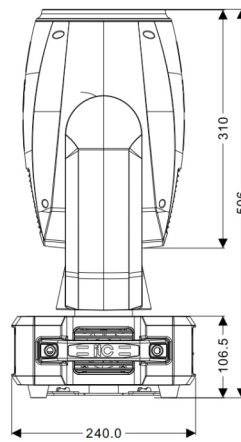




Moving Head Beam Light

TL-SL101



Feature:

- * Optics: two sets of high-precision glass optical lens (2-layer coating film).
- * Color panel: 14 color plate + 1 white light, bidirectional rainbow effect, adjustable speed, and arbitrary positioning function.
- * Fixed pattern panel: 16 fixed pattern plate + 1 white light, one-way flow, adjustable speed, and arbitrary positioning function.
- * Prism: 16-sided rotating prism + 6 row lens, the prism can be rotated in both directions, can be overlaid, and supports adjustable speed.
- * Strobe: double-chip strobe 0.5-13 times/sec, support synchronous, asynchronous, random stroboscopic mode, and adjustable speed.
- * Atomization: 1 independent atomization effect with soft and natural light spot.
- * Scan range: X-axis 630°/2.7 S, Y-axis 270°/1.5 S, accurate scanning and positioning.
- * Display interface: a 2.8-inch widescreen LCD interface in Chinese and English that supports a rechargeable battery. You can enter the menu for address code setting and other settings without power on; the hierarchical menu structure and graphical interface are user-friendly; it supports normal operations of the touch screen, including click, double click, and slide, etc.
- * Intelligent heat dissipation: adopt wind direction drainage and intelligent temperature monitoring technology; according to the temperature of different parts of the light, the cooling fans in different parts are automatically started to cool the light components down.
- * Special function: Gyroscope: the gyroscope function is turned on, and the Y-axis is automatically compensated and calibrated; Autofocus: 3-25.5m autofocus.

Specifications:

Model	TL-SL101
Input voltage	AC110V-240V 50/60Hz, 350W
Ballast	Electronic ballast
Light source	PHILIPS 250
Average lifespan	2000H
Color temperature	8000K
Beam angle	2.5°
Control mode	DMX512 protocol, support RDM protocol and online program update function; support Art-net Ethernet data interface (DMX wireless function is optional)
Channel	14/17 channel
Fixture material	High temperature resistant plastic + molded alloy material
Protection level	IP20
Fixture size (L×W×H)	340×240×506mm
Package size (L×W×H)	400×375×525mm
Gross weight	18kg
Net weight	15.6kg